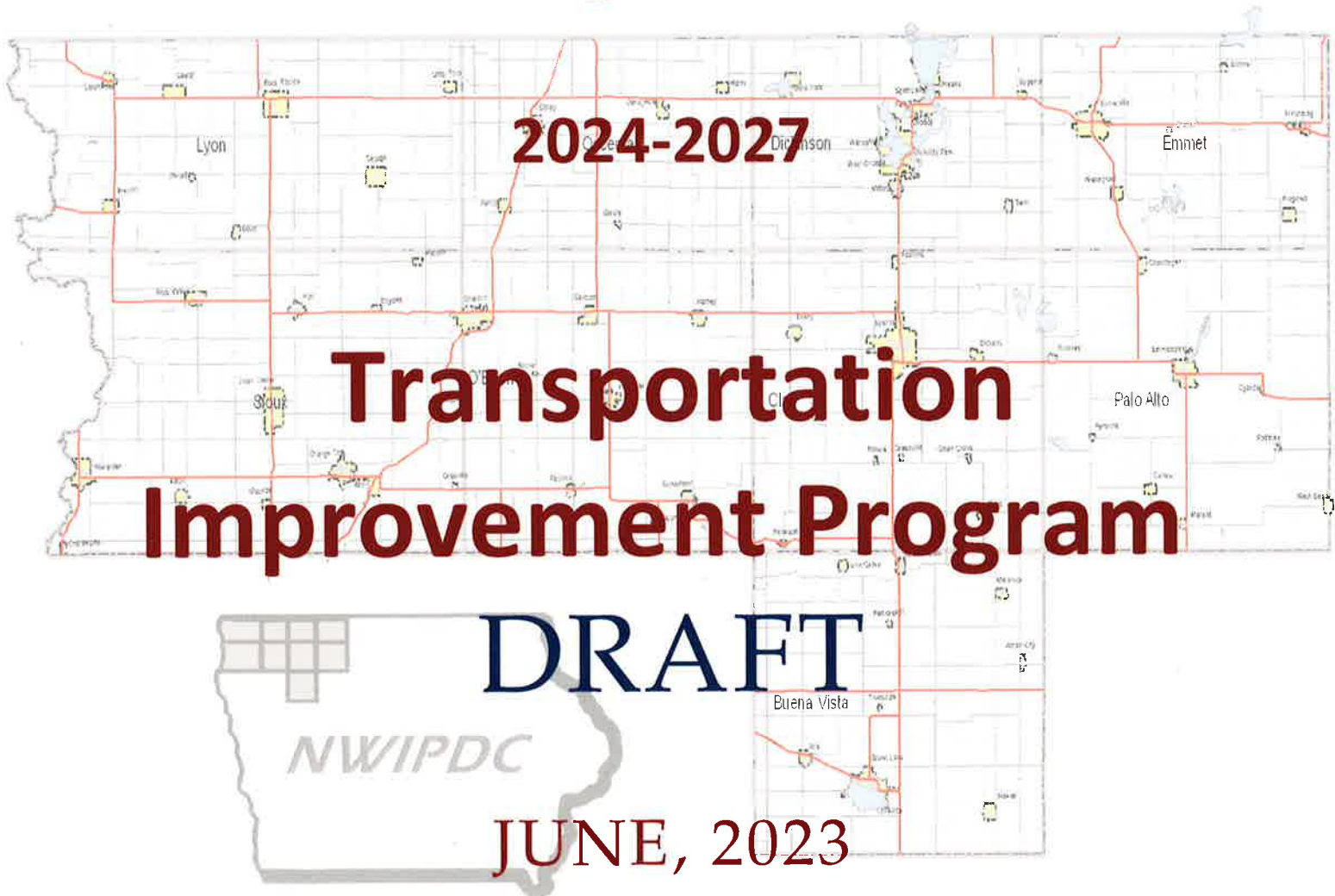


Region III Regional Planning Affiliation



The preparation of this document has been financed in part through grants from the FHWA and FTA, U.S. Department of Transportation. The contents of this document do not necessarily reflect the official view of policy of the U.S. Department of Transportation.

REGIONAL PLANNING AFFILIATION
03

2024-2027

TRANSPORTATION IMPROVEMENT PROGRAM

DRAFT

JUNE 2023

The preparation of this document has been financed in part through grants from the FHWA and FTA, U.S. Department of Transportation. The contents of this document do not necessarily reflect the official view of policy of the U.S. Department of Transportation.

RPA 03
2024-2027 Transportation Improvement Program

Listing of all federal-aid projects proposed for FHWA or FTA Funds for the FFY years 2024 through 2027.

Please see Attachment 1

That contains the following:

1. 2024-2027 RPA - 03 TIP
2. 2024-2027 RPA – 03 Transit Program
3. PROGRAM TOTALS 2024-2027

Listing of projects proposed for a previous program period that will not be authorized until the upcoming STIP is in force (rollover projects). “Authorized” means approval of federal-aid participation by the FHWA or grant approved by FTA.

Please see listing of project status for the previous fiscal year below.

Summary of total costs and federal aid compiled by funding program by year.

Please see Attachment 1

That contains the following:

1. Listing of STBG and Transit Projects 2024-2027 w/transit funding summary and program totals- Attachment1
2. Listing of regional STBG/SWAP and TAP projects and totals 2024-2027 - Attachment 1
3. Minutes adopting TIP - Attachment 2 (NOT AVAILABLE TILL AUGUST 2023)

Resolution or policy action of adoption of the TIP by the RPA

Will be forwarded to IDOT upon completion in August

Planning justification for all transit projects included in TIP or Consolidated Transit Funding Application

All vehicles shown in the Transit Program are replacement vehicles and have the numbers of the vehicles being replaced contained in the description of project area. See Attachment 1

Vehicle numbers for all projects to replace, remanufacture, or rehabilitate transit rolling stock.

Vehicle numbers are shown by year and style of vehicle in the 2024-2027 TPMS Transit Program contained in Attachment 1.

All transit projects that are not intended to implement aspects of the ADA plan should be specifically identified.

Not applicable

Feasibility study for any transit facility project programmed in the first year of the TIP included in Consolidated Transit Funding Application.

Not Applicable

Status report of all projects included in the previous federal fiscal year (FFY 2023) by program.

HBP

Iowa Department of Transportation

Project ID #39314, Bridge deck overlay on US 59 over Dry Run Creek .4 miles north of N Jct of IA 10 with \$299,200 in federal aid has been authorized with no other information provided.

Lyon County

Project ID #19653, Bridge replacement on K52 over Kanaranzi Creek, S22 T100 R45 with \$1,296,000 in federal aid is FHWA approved with no other information provided.

Palo Alto County

Project ID #45973 Bridge replacement on 400th Street of drainage ditch, S12 T95 R32 with \$675,000 in federal aid has a letting date of 8/15/2023.

Project ID #45974 Bridge replacement on 350th Avenue, with \$360,000 in federal aid has a letting date of 8/15/2023.

HSIP

Iowa Department of Transportation

Project ID #52625, lighting and traffic signs on IA 10: Jay Avenue intersection in Orange City, IA with \$1,332,000 in federal aid has been authorized but no letting date has been indicated.

SWAP – HSIP

Project ID #38903, paving project in Clay County with \$441,000 in Swap funding was let on 3/15/2022.

SWAP – HBP

Buena Vista County

Project ID # 22229, culvert replacement project with \$1,200,000 in Swap funding was moved into 2023 and was let on 11/15/2022.

Sioux County

Project ID #36065, bridge replacement project with \$3,290,000 in Swap funding was let on 9/20/2022.

SWAP-STBG

Clay County

City of Spencer

Project ID #39445, grade and paving project on E 4th Street with \$453,000 in Swap funding was let on 1/18/2023.

Sioux County

Project ID 36066, pavement rehab/widening project on L14 from IA 10 S 5.0 miles to county line with \$800,000 in Swap funding was let on 12/20/2022.

RTP

Dickinson County

Project ID #52792, Dickinson County Board of Supervisors trail project on from 170th Ave E 2.5 miles along abandoned RR ROW to Montgomery, IA with \$395,000 in federal aid has a letting date of 7/18/2023.

Project ID #52791, Dickinson County Board of Supervisors trail project on 230th St, 1.25 miles with \$285,690 in federal aid has a letting date of 12/19/2023 and will be moved back into 2024.

STBG

Regional Planning Affiliation 3

Project ID # 141, Trans planning with \$38,000 in federal aid was completed by contract on 6/30/2022.

Iowa Department of Transportation

Project ID #52492, Pavement rehab on IA 4:5th Ave N in Estherville to Minnesota State line with \$2,432,800 in federal aid and \$300,000 in regional aid has been authorized.

Project ID #52622, Paving on IA 4: 0.2 mi S of SCL of Estherville to 5th Ave N with \$3,440,000 in federal aid has been authorized.

Buena Vista County

Project ID #26809, C49 rehab project with \$570,000 in regional STBG is FHWA Authorized but no letting date has been set.

Clay County

Project ID #38904, M27 rehab project from B40 N 6.0 miles to Everly with \$900,000 in regional STBG was let on 11/15/2022.

Emmet County

Project ID #52724, A17 paving project from N32 E 4.0 miles to N40 with \$472,000 in regional STBG funding was let on 1/18/2023.

Lyon County

Project ID # 20702, A18 pavement rehab project with \$445,000 in regional STBG funding was let on 5/16/2023.

Project ID #45027, K16 rehab project from IA 9 N 3.0 miles to Mn State line with \$500,000 in regional STBG will be moved back to 2024 with a proposed letting date of 11/21/2023.

Palo Alto County

Project ID #38631, N28 pavement rehab project from US 18 S to City of Ayshire with \$900,000 in regional STBG funding was let on 2/21/2023.

Sioux County

Project ID #37582, B40 pavement rehab/widen project from Sioux Center E 5.5 miles with \$1,080,000 in regional STBG funding was let on 2/21/2023.

NHPP

Iowa Department of Transportation

Project ID #52634, paving of US 71 in Arnolds Park from Okoboji Grove Road to East View Avenue with \$10,292,000 in federal aid is FHWA approved but no letting date has been set.

Project ID #21026, pavement rehab/widening of US 75 in Sioux Center with \$7,264,000 in Federal aid was let on 1/18/2023.

TAP

Clay County

Project ID #39446, trail project along US 71 ROW from 300th St. N 2.21 miles to 270th Street in Dickinson County with \$950,028 in federal aid has a proposed letting date of 9/19/2023.

Discussion about the RPA project selection procedures.

RPA 3 begins the project selection process each year through an RFP process that is open to all cities, counties, regional transit and other groups that may have an interest in development of a qualified transportation project. The applications are disseminated either electronically or through the mail. Applicants are given a two-month window to prepare their applications, which are then mailed back and collected by the RPA. The RPA reviews each application for completeness, sending those back that need additional information. At the point all applications for the given cycle are complete, the RPA then sends them out to either the Technical Committee or Alternatives Committee for review.

The Technical Committee reviews the applications seeking STBG (Surface Transportation Block Grant Funding), which includes SWAP funds as well. Each member of the committee reviews each application and ranks or scores the proposed projects by individual criteria taking into account funding request, regional significance of the project, scope, size, AADT, and other factors. Typically in late March or early April each year, the committee comes together and reviews the proposed projects. Each applicant is provided the opportunity to present their project to the committee. Once the presentations are completed, the committee then discusses their rankings of the projects, and the merits behind what they feel are fund worthy projects. Projects are then “programmed” by individual motions made by respective committee members with the name of the project, year of project and the proposed funding amount specifically stated in the motion. Projects must receive 10 affirmative votes from the 19-voting member group to be programmed. Projects are continually programmed until the specific year’s target funding has been 85 percent programmed, generally leaving a carryover amount.

The Alternatives Committee, which is the former Enhancement Committee, receives and reviews those applications seeking funding from the Transportation Alternatives portion or Iowa’s TAP program. Applications are received by the RPA, reviewed for completeness and then sent to the committee for their personal review. These applications are taken, reviewed and ranked in

conformance with the State's local projects TAP process. During our review, each applicant is provided the opportunity to present their project to the group, with a question and answer period generally following. Once presentations are complete, the committee privately scores each application based upon set criteria with point values assigned to each criterion. Attachment 3 contains the review/scoring sheet with points assigned to each criterion. Projects that have inter-connectivity, regional significance and solid local commitment generally score well. Once the scoring is complete, sheets are totaled and the project receiving the highest points is programmed for funding with remaining funds programmed to the next highest-ranking project and so on until funding for that year is exhausted. Generally, the RPA programs 1-2 TAP projects annually.

Discussion concerning the RPA public participation process and the public comments received.

Once the projects for the upcoming TIP have been programmed, they are referred over to the Region 3 Transportation Policy Council (TPC) for approval. Before the review of projects by the TPC, the draft information is available for public review at the RPA, on the RPA's website and/or at any of the county engineer locations within Region 3. All meetings of the Technical, Alternatives and Policy Council are open to the public and the public is strongly encouraged to attend and make comments. All minutes of the TPC are published, and all final documents are available for public review via the same media.

To date, no public comment has been received regarding the annual cycle of project programming or on the projects.

Discussion concerning the RPA Modification or Amendment Process and when each used.

From time to time changes occur in projects that require a change to the TIP and subsequent STIP. These changes come in the form of a modification or an amendment.

Modifications are changes to an existing programmed project within the TIP such as a move in year of funding, with no changes to the federal aid, scope of the project, length, or other funding. To process a modification requires that the proposed change in year of funding be discussed with the Technical Committee and approved. The change is then made. The exceptions to this rule concern SWAP bridge and SWAP surface transportation projects. These projects, regardless of alteration will follow the modification process established by the RPA, which basically will allow any change, other than increased SWAP funding amount, to a project through notification of the Technical Committee. No vote will be required. If a funding amount increase is requested, then that request will require a full written request, notification of the Technical Committee and an affirmative vote, followed by approval of the Policy Council.

Amendments to the TIP are more involved than revisions/modifications and generally follow the Iowa Department of Transportation's TIP development guidelines. Generally, amendment criteria include:

- Adding a project that is not in the current TIP
- Changes to an existing project's funding level/ratio
- Changes to an existing project's scope

- Increase to federal aid portion of more than 30% or \$2,000,000

The process for amending the TIP is as follows: Sponsoring entity writes a formal letter to the RPA detailing the proposed amendment and the reasoning for it. The letter is sent out to the Technical Committee for review, discussion and a vote. If approved by the TTC, their approval recommendation is forwarded to the Policy Council. This recommendation is sent out prior to the next Policy Council meeting with the minutes of the TTC discussion and basis of their approval and a public hearing for public input is scheduled for the next Policy Council meeting as well. The hearing notice is shown on the RPA’s webpage, and published in the nine county regional papers. At the next meeting, the hearing is held with a detail of the proposed amendment and the hearing is open for public discussion. When necessary, the hearing is closed, and the Policy Council meeting is opened. The specific amendment is then discussed by the Policy Council where any verbal or written public comment is reviewed. The amendment is only approved if moved, seconded and formally adopted by a quorum of the Policy Council. After passage, the amendment is uploaded into the TPMS system for inclusion in the TIP and STIP.

Discussion on the County Bridge Project Selection Process.

Each county within the RPA selects bridges for inclusion into the TIP for potential federal aid or SWAP based upon a summation of factors determined by each respective county road department. All counties within RPA 3 use basically the same criteria, which is summarized as follows:

General condition - sufficiency rating, bridge age, traffic volume, highway classification, available funding, projected replacement cost, public input. Each respective county scores and summarizes their own respective project list for inclusion into the TIP and each project is placed into the draft county five-year plan and subsequently into the draft TIP. These projects are then approved by the TPC upon approval of the draft TIP each year.

Discussion reviewing the fiscal constraint and year of expenditure of the program.

The review and project programming process in RPA 3 works towards assuring that our program does not exceed our target amounts. As the table below and the list of programmed projects contained in Attachment 1 indicates, the STBG balance generally has carryover. Additionally, all years of the program are reviewed annually to assure fiscal constraint, and projects are shown in year of construction.

Financial Constraint Summary

RPA 3 STBG/STBG SWAP/HSIP				
	2024	2025	2026	2027
Regional Balance (Carryover)	\$4,453,015	\$2,455,151	\$5,145,151	\$4,654,417
STBG Target	\$4,547,936	\$4,636,000	\$4,723,000	\$4,814,000
Total Available for Programming	\$9,000,951	\$7,091,151	\$9,186,651	\$9,959,151
Total STBG/STBG SWAP/HSIP	\$6,545,800	\$2,627,500	\$4,041,500	\$5,304,734
Balance of STBG Funds	\$2,455,151	\$2,469,015	\$4,622,515	\$5,118,015

RPA 3 TAP				
	2024	2025	2026	2027
(x\$1,000)				
TAP Balance (Carryover)	\$491	\$66	\$238	\$425
STBG-TAP TARGET	\$430	\$444	\$459	\$473
Total Available for Programming	\$921	\$510	\$697	\$898
Total Programmed	\$855	\$272	\$272	\$400
Balance of Funds	\$66	\$238	\$425	\$498

RPA 3 Forecasted Operations and Maintenance Expenditures on Federal-aid System				
	2024	2025	2026	2027
County Operations	\$ 6,013,803	\$ 6,254,355	\$ 6,504,529	\$ 6,764,710
County Maintenance	\$ 9,418,999	\$ 9,795,759	\$ 10,187,589	\$ 10,595,093
City Operations	\$ 2,466,574	\$ 2,565,237	\$ 2,667,847	\$ 2,774,560
City Maintenance	\$ 1,113,645	\$ 1,158,190	\$ 1,204,518	\$ 1,252,699
Total Operations and Maintenance	\$19,013,021	\$19,773,541	\$20,564,483	\$21,387,062

RPA 3 Forecasted Non-Federal-aid Revenues				
	2024	2025	2026	2027
Farm to Market	\$10,101,960	\$10,506,038	\$10,926,280	\$11,363,331
Secondary Road Fund	\$59,142,514	\$61,508,215	\$63,968,543	\$66,527,285
City Street Fund	\$56,024,253	\$58,265,223	\$60,595,832	\$63,019,665
Total Non-Federal-aid Revenues	\$125,268,727	\$130,279,476	\$135,490,655	\$140,910,281

All project sponsors are responsible for programming year of expenditure and use a rate that varies from 2 to 4 percent.

ATTACHMENT 1

**2024-2027 TIP ELEMENT
2024-2027 TRANSIT PROGRAM AND TRANSIT FUNDING SUMMARY
TOTAL PROGRAM TOTALS**

6/15/2023

2024 Statewide Transportation Improvement Program

HBP

Project ID Sponsor STIP ID	Project Number Location Work Codes	Approval Level Letting Date		2024	2025	2026	2027	Totals
19653 Lyon County	BROS-C060()--5F-60 On K-52, Over Kanaranzi Creek, S22 T100 R45 Bridge Replacement	Draft TIP Approved	Total Federal Aid Regional Swap	\$1,296,000 \$1,296,000				\$1,296,000 \$1,296,000
53140 Lyon County	BROS-C060(128)--8J-60 On BIRCH AVE, Over BLOOD RUN CREEK, S23 T100 R48 Bridge Replacement	Draft TIP Approved 5/21/2024	Total Federal Aid Regional Swap	\$450,000 \$450,000				\$450,000 \$450,000
52389 Osceola County	BROS-C072(79)--5F-72 On A 30, Over OCHEYEDAN RIVER, S35 T99 R40 Bridge Replacement	Draft TIP Approved 9/19/2023	Total Federal Aid Regional Swap	\$1,200,000 \$1,200,000				\$1,200,000 \$1,200,000
45973 Palo Alto County	BROS-C074(112)--8J-74 On 400TH ST, Over DD 80, S12 T95 R32 Bridge Replacement	Draft TIP Approved 8/15/2023	Total Federal Aid Regional Swap	\$675,000 \$675,000				\$675,000 \$675,000
45974 Palo Alto County	BROS-C074(113)--8J-74 On 350TH AVE, Over STREAM, from B17 S 0.9 miles S20 T97 R34 Bridge Replacement	Draft TIP Approved 8/15/2023	Total Federal Aid Regional Swap	\$360,000 \$360,000				\$360,000 \$360,000
45975 Palo Alto County	BROS-C074(114)--5F-74 On 460TH ST, Over DD, S12 T94 R31 Bridge Replacement	Draft TIP Approved 7/16/2024	Total Federal Aid Regional Swap	\$540,000 \$540,000				\$540,000 \$540,000
45968 Palo Alto County	BROS-C074(115)--5F-74 On 460TH ST, Over OLD CHANNEL DES MOINES R, from 535th Ave E approximately 0.2 miles S5 T94 R31 Bridge Replacement	Draft TIP Approved 7/16/2024	Total Federal Aid Regional Swap	\$600,000 \$600,000				\$600,000 \$600,000
44923 Lyon County	BRS-C060(129)--60-60 On L 26, Over WEST RAT CREEK, S1 T98 R43 Bridge Replacement	Draft TIP Approved 5/21/2024	Total Federal Aid Regional Swap	\$300,000 \$240,000 \$60,000				\$300,000 \$240,000 \$60,000
45994 Dickinson County	BHOS-C030()--5N-30 On A 22, Over LITTLE SIOUX RIVER, S29 T99 R37 Bridge Deck Overlay	Draft TIP Approved	Total Federal Aid Regional Swap		\$250,000 \$250,000			\$250,000 \$250,000

HBP

Project ID Sponsor STIP ID	Project Number Location Work Codes	Approval Level Letting Date		2024	2025	2026	2027	Totals
38854 Dickinson County	BHS-C030()-63-30 On A 34, Over LITTLE SIOUX RIVER, S10 T98 R37 Bridge Deck Overlay	Draft TIP Approved	Total		\$400,000			\$400,000
			Federal Aid		\$320,000			\$320,000
			Regional					
			Swap		\$80,000			\$80,000
21407 Buena Vista County	BROS-C011()-8J-11 On 520TH ST, Over BR RACCOON RIVER, S27 T92 R35 Bridge Replacement	Draft TIP Approved	Total		\$400,000			\$400,000
			Federal Aid		\$400,000			\$400,000
			Regional					
			Swap					
26988 Sioux County	BROS-C084()-8J-84 On 270th St, from Dogwood Ave E 0.5 mile, S1 T97 R47 Bridge Replacement	Draft TIP Approved	Total		\$520,000			\$520,000
			Federal Aid		\$517,000			\$517,000
			Regional					
			Swap					
36201 Emmet County	BRS-C032()-60-32 On A 17, Over EF DES MOINES RIVER, S13 T100 R32 Bridge Replacement	Draft TIP Approved	Total		\$900,000			\$900,000
			Federal Aid		\$720,000			\$720,000
			Regional					
			Swap		\$180,000			\$180,000
44919 Lyon County	BRS-C060()-60-60 On L 26, Over TAFT CREEK, S24 T99 R43 RCB Culvert New - Twin Box	Draft TIP Approved	Total		\$300,000			\$300,000
			Federal Aid		\$240,000			\$240,000
			Regional					
			Swap		\$60,000			\$60,000
45132 Lyon County	BRS-C060(39W)--60-60 On K 30, Over MUD CREEK, S4 T98 R46 Bridge Replacement	Draft TIP Approved	Total		\$150,000			\$150,000
			Federal Aid		\$120,000			\$120,000
			Regional					
			Swap		\$30,000			\$30,000
23762 Clay County	BRM-7170(632)--8N-21 In the city of Spencer, On 340 ST, Over LITTLE SIOUX RIVER, S11, T96, R37 Bridge Replacement	Draft TIP Approved	Total			\$4,200,000		\$4,200,000
			Federal Aid			\$1,150,000		\$1,150,000
			Regional					
			Swap					
34901 Dickinson County	BROS-C030(66)--8J-30 On 180th Street , Over Little Sioux River, S20 T99 R37 Bridge Replacement	Draft TIP Approved 9/16/2025	Total			\$1,500,000		\$1,500,000
			Federal Aid			\$1,500,000		\$1,500,000
			Regional					
			Swap					
32321 Sioux County	BROS-C084()-5F-84 On Lily Ave.(L22) NW of Hospers, IA, Over NO NAME CREEK, from 380th St S approx .90 miles SW-SW 1/4 S34 T96 R43 Bridge Replacement	Draft TIP Approved	Total			\$471,000		\$471,000
			Federal Aid			\$469,000		\$469,000
			Regional					
			Swap					

HBP

Project ID Sponsor STIP ID	Project Number Location Work Codes	Approval Level Letting Date		2024	2025	2026	2027	Totals
12560 Sioux County	BROS-C084()--5F-84 On 290th Street: North of Hull, IA, from Harrison Ave E approx 1/4 mile NW 1/4 S15 T97 R45 Bridge Replacement	Draft TIP Approved	Total Federal Aid Regional Swap			\$520,000 \$517,000		\$520,000 \$517,000
45131 Lyon County	BRS-C060(51W)--60-60 On K 42, Over ROCK RIVER, S23 T98 R46 Bridge Replacement	Draft TIP Approved	Total Federal Aid Regional Swap			\$200,000 \$160,000 \$40,000		\$200,000 \$160,000 \$40,000
50903 Osceola County	BRS-C072()--60-72 On L 40, Over CLOVERDALE CREEK, S29 T99 R41 Bridge Replacement	Draft TIP Approved	Total Federal Aid Regional Swap			\$900,000 \$720,000 \$180,000		\$900,000 \$720,000 \$180,000
52259 Sioux County	BRS-C084()--60-84 On K 22, Over Indian Creek, from 490th St. S approx. 0.2 miles, S26 T94 R47 Bridge Replacement	Draft TIP Approved	Total Federal Aid Regional Swap			\$503,000 \$400,000 \$100,000		\$503,000 \$400,000 \$100,000
45967 Palo Alto County	BROS-C074()--8J-74 On 380TH ST, Over DD 175, S34 T96 R33 Bridge Replacement	Draft TIP Approved	Total Federal Aid Regional Swap				\$800,000 \$800,000	\$800,000 \$800,000
35252 Sioux County	BROS-C084()--5F-84 On 280th Street, NW of Rock Valley from Dogwood Ave E approx 3/4 mile NE-NE 1/4 S12 T97 R47 Bridge Replacement	Draft TIP Approved	Total Federal Aid Regional Swap				\$528,000 \$525,000	\$528,000 \$525,000

HSIP

Project ID Sponsor STIP ID	Project Number Location Work Codes	Approval Level Letting Date		2024	2025	2026	2027	Totals
38876 Osceola County	HRRR-C072(80)--5R-72 L32:HWY9-MNLINE; L40:NW Blvd-A30; A22:SIBLEY-HWY59; A34:ASHTON-HWY59 Pavement Rehab, Granular Shoulders	Draft TIP Approved 11/21/2023	Total Federal Aid Regional Swap	\$6,458,000 \$2,717,000 \$1,419,000				\$6,458,000 \$2,717,000 \$1,419,000

DOT Note: Project includes \$1,298,000 of HRRR funds.

ILL

Project ID Sponsor STIP ID	Project Number Location Work Codes	Approval Level Letting Date		2024	2025	2026	2027	Totals
53150 Clay County	ILL-C021()--92-21 On B 24, from B24 NW 0.8 miles to M50	Draft TIP Approved	Total Federal Aid Regional Swap		\$4,800,000			\$4,800,000
51068 Clay County	ILL-C021()--92-21 On B 63, Over LITTLE SIOUX RIVER, S20 T94 R36	Draft TIP Approved 8/17/2027	Total Federal Aid Regional Swap				\$4,400,000	\$4,400,000

NHPP

Project ID Sponsor STIP ID	Project Number Location Work Codes	Approval Level Letting Date		2024	2025	2026	2027	Totals
54597 Iowa Department of Transportation	NHSX-018()--3H-84 US 18: ECL Rock Valley to Hull Patching	Draft TIP Approved	Total Federal Aid Regional Swap	\$732,000 \$585,600				\$732,000 \$585,600
54612 Iowa Department of Transportation	NHSX-060()--3H-84 IA 60: 0.8 mi S of Co Rd B46 to 0.4 mi N of Co Rd B46 (NB) Pavement Rehab	Draft TIP Approved	Total Federal Aid Regional Swap	\$221,000 \$176,800				\$221,000 \$176,800
39356 Iowa Department of Transportation	NHSX-075()--3H-84 US 75: In Sioux Center (State Share)	Draft TIP Approved 7/16/2024	Total Federal Aid Regional Swap	\$22,000,000 \$17,600,000				\$22,000,000 \$17,600,000
52491 Iowa Department of Transportation	NHSX-075()--3H-84 US 75: S of 12th St NE in Sioux Center to S Jct US 18 Right of Way	Draft TIP Approved	Total Federal Aid Regional Swap		\$55,000 \$44,000		\$13,094,000 \$10,475,200	\$13,149,000 \$10,519,200

PRF

Project ID Sponsor STIP ID	Project Number Location Work Codes	Approval Level Letting Date		2024	2025	2026	2027	Totals
45435 Iowa Department of Transportation	BRFN-003()--39-11 IA 3: Maple Creek 0.2 mi W of Co Rd M27 Bridge Deck Overlay	Draft TIP Approved	Total Federal Aid Regional Swap	\$377,000				\$377,000
45322 Iowa Department of Transportation	BRFN-003()--39-11 IA 3: Stream 1.2 mi W of US 71 Bridge Deck Overlay	Draft TIP Approved	Total Federal Aid Regional Swap	\$230,000				\$230,000
45299 Iowa Department of Transportation	BRFN-004()--39-74 IA 4: Ditch 3.0 mi N of N Jct US 18 Bridge Deck Overlay	Draft TIP Approved	Total Federal Aid Regional Swap	\$437,000				\$437,000
45312 Iowa Department of Transportation	BRFN-010()--39-84 IA 10: Big Sioux River at South Dakota (state share) Bridge Deck Overlay	Draft TIP Approved	Total Federal Aid Regional Swap	\$551,000				\$551,000
52492 Iowa Department of Transportation	STPN-004()--2J-32 IA 4: 5th Ave N in Estherville to the Minnesota State Line Culvert Extension	Draft TIP Approved	Total Federal Aid Regional Swap	\$388,000				\$388,000
48453 Iowa Department of Transportation	BRFN-010()--39-84 IA 10: Orange City Slough 4.5 mi E of US 75 Bridge Deck Overlay	Draft TIP Approved	Total Federal Aid Regional Swap		\$730,000			\$730,000
48444 Iowa Department of Transportation	BRFN-018()--39-60 US 18: Big Sioux River at South Dakota (State Share) Bridge Deck Overlay	Draft TIP Approved	Total Federal Aid Regional Swap		\$2,012,000			\$2,012,000
45359 Iowa Department of Transportation	BRFN-018()--39-74 US 18: Prairie Creek 2.8 mi W of W Jct IA 15 Culvert Replacement	Draft TIP Approved	Total Federal Aid Regional Swap		\$1,525,000			\$1,525,000
48468 Iowa Department of Transportation	BRFN-059()--39-71 US 59: Branch Floyd River 1.9 mi N of N Jct US 18 Bridge Deck Overlay	Draft TIP Approved	Total Federal Aid Regional Swap		\$542,000			\$542,000

PRF

Project ID Sponsor STIP ID	Project Number Location Work Codes	Approval Level Letting Date		2024	2025	2026	2027	Totals
48456 Iowa Department of Transportation	BRFN-071()--39-30 US 71: East Okoboji Lake 1.7 mi N of S Jct IA 9 Bridge Deck Overlay	Draft TIP Approved	Total Federal Aid Regional Swap		\$549,000			\$549,000
38284 Iowa Department of Transportation	STPN-009()--2J-60 IA 9: South Dakota east 0.5 mi	Draft TIP Approved	Total Federal Aid Regional Swap		\$512,000			\$512,000
52669 Iowa Department of Transportation	BRFN-010()--39-71 IA 10: Dry Run 0.2 mi W of W Jct US 59 Bridge Deck Overlay	Draft TIP Approved	Total Federal Aid Regional Swap			\$653,000		\$653,000
52667 Iowa Department of Transportation	BRFN-059()--39-72 US 59: Drainage Ditch 1.1 mi N of Co Rd A46 Bridge Deck Overlay	Draft TIP Approved	Total Federal Aid Regional Swap			\$604,000		\$604,000
52668 Iowa Department of Transportation	BRFN-071()--39-21 US 71: Branch of Little Meadow Creek 0.8 mi N of N Jct US 18 Bridge Deck Overlay	Draft TIP Approved	Total Federal Aid Regional Swap			\$196,000		\$196,000
52693 Iowa Department of Transportation	BRFN-075()--39-60 US 75: Little Rock River 0.4 mi S of Co Rd A44 Bridge Rehabilitation	Draft TIP Approved	Total Federal Aid Regional Swap			\$759,000		\$759,000
52501 Iowa Department of Transportation	NHSN-060()--2R-72 IA 60: Drainage Ditch 1.1 mi S of Co Rd L36 (SB) Bridge New, Right of Way	Draft TIP Approved	Total Federal Aid Regional Swap			\$2,020,000		\$2,020,000
54526 Iowa Department of Transportation	BRFN-004()--39-32 IA 4: Drainage Ditch 1.5 mi N of N Jct Co Rd A34 Bridge Deck Overlay	Draft TIP Approved	Total Federal Aid Regional Swap				\$137,000	\$137,000

RTP

Project ID Sponsor STIP ID	Project Number Location Work Codes	Approval Level Letting Date		2024	2025	2026	2027	Totals
52792 Dickinson County Board of Supervisors	NRT-C030(67)--9G-30 On from 170th St, E 2.5 miles along abandoned RR ROW to Montgomery, IA Ped/Bike Grade & Pave	Draft TIP Approved 7/18/2023	Total Federal Aid Regional Swap	\$1,425,230 \$395,000				\$1,425,230 \$395,000
52791 Dickinson County Board of Supervisors	NRT-C030(68)--9G-30 On 230TH ST, 1.25 miles Ped/Bike Grade & Pave	Draft TIP Approved 12/19/2023	Total Federal Aid Regional Swap	\$680,220 \$285,690				\$680,220 \$285,690

STBG

Project ID Sponsor STIP ID	Project Number Location Work Codes	Approval Level Letting Date		2024	2025	2026	2027	Totals
141 RPA 3	RGPL-PA03()--ST-00 NWIPDC - RPA 3: RPA 3 FHWA PLANNING Trans Planning	TIP Approved	Total	\$47,500	\$47,500	\$47,500	\$47,500	\$190,000
			Federal Aid	\$38,000	\$38,000	\$38,000	\$38,000	\$152,000
			Regional Swap	\$38,000	\$38,000	\$38,000	\$38,000	\$152,000
54599 Iowa Department of Transportation	STP-004()--2C-74 IA 4: Co Rd B63 in Mallard to 14th St in Emmetsburg Pavement Rehab	Draft TIP Approved	Total	\$3,518,000				\$3,518,000
			Federal Aid	\$2,814,400				\$2,814,400
			Regional Swap					
54600 Iowa Department of Transportation	STP-010()--2C-71 IA 10: In Paulina, from the WCL to the ECL Pavement Rehab	Draft TIP Approved	Total	\$322,000				\$322,000
			Federal Aid	\$257,600				\$257,600
			Regional Swap					
26809 Buena Vista County	STP-S-C011(BV61)--5E-11 On C49, from US 71 E 6 miles to 190th Ave HMA Resurfacing/Cold-in-Place Recycling	Draft TIP Approved	Total	\$2,500,000				\$2,500,000
			Federal Aid	\$570,000				\$570,000
			Regional Swap	\$570,000				\$570,000
44830 Dickinson County	STP-S-C030(69)--5E-30 On M-27, from North of Highway #9 N approximately 1.4 miles to Old RR in Lake Park Pavement Rehab/Widen	Draft TIP Approved 1/17/2024	Total	\$1,500,000				\$1,500,000
			Federal Aid	\$900,000				\$900,000
			Regional Swap	\$900,000				\$900,000
45027 Lyon County	STP-S-C060(127)--5E-60 On K16, from IA 9 N 3 miles to MN State Ln HMA Pavement - Replace	Draft TIP Approved 11/21/2023	Total	\$1,050,000				\$1,050,000
			Federal Aid	\$500,000				\$500,000
			Regional Swap	\$500,000				\$500,000
39074 Obrien County	STP-S-C071()--5E-71 On M-12 Vine Ave., from 320th Street S Approx. 6.9 miles to 390th Street Pavement Rehab	Draft TIP Approved	Total	\$3,010,000				\$3,010,000
			Federal Aid	\$1,008,000				\$1,008,000
			Regional Swap	\$1,008,000				\$1,008,000
37714 Lyon County	STP-S-C060()--5E-60 On L14, from the South George City Limits south 5 Miles to the Sioux County Line Pavement Rehab	Draft TIP Approved	Total		\$1,650,000			\$1,650,000
			Federal Aid		\$825,000			\$825,000
			Regional Swap		\$825,000			\$825,000
52503 Iowa Department of Transportation	BRF-009()--38-30 IA 9: W Fork Little Sioux River 4.9 mi W of IA 86 Bridge New, Right of Way	Draft TIP Approved	Total			\$2,016,000		\$2,016,000
			Federal Aid			\$1,612,800		\$1,612,800
			Regional Swap					

STBG

Project ID Sponsor STIP ID	Project Number Location Work Codes	Approval Level Letting Date		2024	2025	2026	2027	Totals
52505 Iowa Department of Transportation	BRF-018()--38-21 US 18: Stony Creek 5.3 mi W of W Jct US 71 Bridge New, Right of Way	Draft TIP Approved	Total Federal Aid Regional Swap			\$2,310,000 \$1,848,000		\$2,310,000 \$1,848,000
52504 Iowa Department of Transportation	BRF-060()--38-84 IA 60: Floyd River Tributary 0.5 mi S of Co Rd K64 (NB) Bridge New, Right of Way	Draft TIP Approved	Total Federal Aid Regional Swap			\$1,716,000 \$1,372,800		\$1,716,000 \$1,372,800
52502 Iowa Department of Transportation	BRF-071()--38-21 US 71: Willow Creek 3.4 mi N of N Jct IA 10 Bridge New, Right of Way	Draft TIP Approved	Total Federal Aid Regional Swap			\$2,404,000 \$1,923,200		\$2,404,000 \$1,923,200
44860 Clay County	STP-S-C021()--5E-21 On 335TH AVE, from N14 SE 8 miles to Hwy #18 HMA Resurfacing	Draft TIP Approved	Total Federal Aid Regional Swap			\$2,400,000 \$1,200,000 \$1,200,000		\$2,400,000 \$1,200,000 \$1,200,000
53141 Lyon County	STP-S-C060()--5E-60 On K 30, from Lyon/Sioux County Line N 6.1 miles to A34 HMA Resurfacing/Cold-in-Place Recycling	In Prep	Total Federal Aid Regional Swap			\$1,600,000 \$1,280,000 \$1,280,000		\$1,600,000 \$1,280,000 \$1,280,000
45938 Palo Alto County	STP-S-C074()--5E-74 On B14, from 480th Ave E 2 miles to 500th Ave and On N52, from B14 to Emmet County Line Pave	Draft TIP Approved	Total Federal Aid Regional Swap			\$1,500,000 \$900,000 \$900,000		\$1,500,000 \$900,000 \$900,000
47205 Palo Alto County	STP-S-C074()--5E-74 On N40, North of 350th St. to B14 Pave	Draft TIP Approved	Total Federal Aid Regional Swap			\$2,040,000 \$1,020,000 \$1,020,000		\$2,040,000 \$1,020,000 \$1,020,000
54545 Iowa Department of Transportation	BRF-004()--38-74 IA 4: W Fork Des Moines River 3.2 mi S of S Jct US 18 Bridge New, Right of Way	Draft TIP Approved	Total Federal Aid Regional Swap				\$4,313,000 \$3,450,400	\$4,313,000 \$3,450,400
54546 Iowa Department of Transportation	BRF-004()--38-74 IA 4: Drainage Ditch 1.3 mi S of Co Rd B57 Bridge New, Right of Way	Draft TIP Approved	Total Federal Aid Regional Swap				\$1,184,000 \$947,200	\$1,184,000 \$947,200

STBG

Project ID Sponsor STIP ID	Project Number Location Work Codes	Approval Level Letting Date		2024	2025	2026	2027	Totals
54528 Iowa Department of Transportation	BRF-015()--38-32 IA 15: Black Cat Creek 6.5 mi S of IA 9 Bridge Deck Overlay	Draft TIP Approved	Total Federal Aid Regional Swap				\$623,000 \$498,400	\$623,000 \$498,400
54672 Iowa Department of Transportation	BRF-071()--38-11 US 71: Little Sioux River 2.0 mi S of N Jct IA 10 Bridge Rehabilitation	Draft TIP Approved	Total Federal Aid Regional Swap				\$3,116,000 \$2,492,800	\$3,116,000 \$2,492,800
38910 Dickinson County	STP-S-C030()--5E-30 On N-14, from County Route A-22 N 2 miles to State Highway #9 Pavement Rehab, Patching, Culvert Repair	Draft TIP Approved	Total Federal Aid Regional Swap				\$2,250,000 \$750,000 \$750,000	\$2,250,000 \$750,000 \$750,000
52996 Obrien County	STP-S-C071()--5E-71 On L-26 McKinley Ave, from Sheldon City Limits S 6.6 miles to B-40 Pavement Rehab	Draft TIP Approved	Total Federal Aid Regional Swap				\$2,096,150 \$1,257,690 \$1,257,690	\$2,096,150 \$1,257,690 \$1,257,690
45809 Sioux County	STP-S-C084()--5E-84 On K64, from 440th St N 4 miles to 400th St (B40) HMA Pavement - Replace	Draft TIP Approved	Total Federal Aid Regional Swap				\$2,294,000 \$1,438,000 \$1,438,000	\$2,294,000 \$1,438,000 \$1,438,000
52276 Sioux County	STP-S-C084()--5E-84 On Garfield Ave. (K42), from 310th St. (Hwy 18) N 4 miles to 270th St. (County Line) HMA Resurfacing/Cold-in-Place Recycling	Draft TIP Approved	Total Federal Aid Regional Swap				\$2,245,700 \$715,700 \$715,700	\$2,245,700 \$715,700 \$715,700
54766 Hull	STP-U-3590()--70-84 In the city of Hull, On US 18 E, Intersection of US 18/K52 widening of intersection to improve safety and traffic flow	Draft TIP Approved	Total Federal Aid Regional Swap				\$262,781 \$105,344 \$105,344	\$262,781 \$105,344 \$105,344
54767 RPA 3	STP-U-7422()--70-11 In the city of Storm Lake, On Oneida Street from East Railroad St. S to Lakeshore Unknown Pavement - Grade and Replace	Draft TIP Approved	Total Federal Aid Regional Swap				\$4,640,000 \$1,000,000 \$1,000,000	\$4,640,000 \$1,000,000 \$1,000,000

SWAP-STBG

Project ID Sponsor STIP ID	Project Number Location Work Codes	Approval Level Letting Date		2024	2025	2026	2027	Totals
38377 Milford	STBG-SWAP-5057(601)--SG-30 In the city of Milford, On 13th St., from US Highway 71 west .75 Miles to 213th Ave. Pavement Rehab/Widen	Draft TIP Approved 1/17/2024	Total	\$4,737,000				\$4,737,000
			Federal Aid					
			Regional	\$1,657,800				\$1,657,800
			Swap	\$1,657,800				\$1,657,800
39445 Spencer	STBG-SWAP-7170(631)--SG-21 In the city of Spencer, On E 4th St from 5th Ave E to 10th Ave E Grade and Pave	Draft TIP Approved 1/18/2023	Total	\$1,821,000				\$1,821,000
			Federal Aid					
			Regional	\$453,000				\$453,000
			Swap	\$453,000				\$453,000
48695 Emmetsburg	STBG-SWAP-2395()-SG-74 In the city of Emmetsburg, On N Huron St from int US 18 N 1,916 ft to County Rd N48	Draft TIP Approved	Total		\$550,000			\$550,000
			Federal Aid					
			Regional		\$330,000			\$330,000
			Swap		\$330,000			\$330,000
38376 Estherville	STBG-SWAP-2417()-SG-32 In the city of Estherville, On S. 1st St., from IA 9 SE .74 Miles to IA 4 Pavement Rehab	Draft TIP Approved	Total		\$300,000			\$300,000
			Federal Aid					
			Regional		\$208,000			\$208,000
			Swap		\$208,000			\$208,000
48697 Sheldon	STBG-SWAP-6950()-SG-84 In the city of Sheldon, On WESTERN AVE from int o 16th St., N .72 miles to int of US HWY 18 Patching	Draft TIP Approved	Total		\$2,400,000			\$2,400,000
			Federal Aid					
			Regional		\$748,000			\$748,000
			Swap		\$748,000			\$748,000
48696 Sioux Center	STBG-SWAP-7055()-SG-84 In the city of Sioux Center, 23 block overlay project on 4th Ave., 2nd St SE, 3rd St. NW anbd 2nd Ave.	Draft TIP Approved	Total		\$957,000			\$957,000
			Federal Aid					
			Regional		\$478,500			\$478,500
			Swap		\$478,500			\$478,500
52757 RPA 3	STBG-SWAP-5732()-SG-84 In the city of Orange City, On 7th St. N, Over SMALL STREAM, from Ohio Ave N 1.3 miles HMA Pavement - Grade and Replace	Draft TIP Approved	Total			\$883,500		\$883,500
			Federal Aid					
			Regional			\$883,500		\$883,500
			Swap			\$883,500		\$883,500

TAP

Project ID Sponsor STIP ID	Project Number Location Work Codes	Approval Level Letting Date		2024	2025	2026	2027	Totals
48701 Clay County Board of Supervisors	TAP-U-C021()--8I-21 On US 71 N from City of Fostoria N .71 miles to 270th St. Ped/Bike Grade & Pave	Draft TIP Approved	Total	\$458,394				\$458,394
			Federal Aid	\$272,000				\$272,000
			Regional	\$272,000				\$272,000
			Swap					
39446 Clay County Board of Supervisors	TAP-U-C021(155)--8I-21 Along US Highway 71 ROW, from 300th St. N 1.5 Miles to SCL of City of Fostoria Ped/Bike Grade & Pave	Draft TIP Approved 9/19/2023	Total	\$729,000				\$729,000
			Federal Aid	\$583,000				\$583,000
			Regional	\$583,000				\$583,000
			Swap					
48700 Dickinson County Board of Supervisors	TAP-U-C030()--8I-30 Along US 71 ROW from Clay/Dickinson County line N 1.5 miles Ped/Bike Grade & Pave	Draft TIP Approved	Total		\$762,480			\$762,480
			Federal Aid		\$272,000			\$272,000
			Regional		\$272,000			\$272,000
			Swap					
52763 RPA 3	TAP-U-C030()--8I-30 From junction of Iowa Great Lakes Spine Trail, E along abandoned RR ROW 2.2 mi. to 270th Ave., 2.2 miles Ped/Bike Grade & Pave	Draft TIP Approved	Total			\$1,065,290		\$1,065,290
			Federal Aid			\$272,000		\$272,000
			Regional			\$272,000		\$272,000
			Swap					
54768 RPA 3	TAP-U-C030()--8I-30 Trail construction on former Iowa & Northwestern RR from 270th Ave E 1.95 m to 290th Ave Ped/Bike Grade & Pave	Draft TIP Approved	Total				\$958,772	\$958,772
			Federal Aid				\$400,000	\$400,000
			Regional				\$400,000	\$400,000
			Swap					

Row Labels	Sum of Y1_SWAP	Sum of Y1_FA	Sum of Y1_Regional	Sum of Y1_Total	Sum of Y2_SWAP	Sum of Y2_FA	Sum of Y2_Regional	Sum of Y2_Total	Sum of Y3_SWAP	Sum of Y3_FA	Sum of Y3_Regional	Sum of Y3_Total	Sum of Y4_FA	Sum of Y4_Regional	Sum of Y4_Total
HBP	60000	5361000	1419000	5421000	350000	267000	0	480000	320000	4916000	0	8296000	1325000	0	1328000
HSP		277000		6458000				0				0			0
ILL		18962400		0		44000		55000				0	10475200		4400000
NHPP				22953000				5870000				4232000			13094000
PRF				1983000				0				0			137000
RTP		680690		2105450				0				0			0
STBG		6088000		3016000		863000		1697500		893500		9914800		3158000	14433500
SWAP-STBG	2110800		2110800	11947500	1764500		4207000	762480	883500	272000	883500	1065290	400000	883500	12693534
TAP		855000		6589000		272000		0				0			5304734
(blank)			855000	1187394		272000		0				0			23072131
Grand Total	2170800	34064090	7400800	5813344	2114500	3746800	2899500	20311980	1203500	15102800	4313500	26908290	24893734	5704734	42589903

2024 Transit Projects

RPA 3

Project ID Sponsor	Funds Approval Level	Project Type	Description Options Vehicle Unit Number		2024	2025	2026	2027	Totals
2890 Regional Transit Authority (RIDES)	5311, STA Submitted	Operations	General Operations/Maintenance/Administration	Total	\$3,400,000				\$3,400,000
				FA	\$900,000				\$900,000
				DOT	\$500,000				\$500,000
5420 Regional Transit Authority (RIDES)	5339 Submitted	Capital	Minivan Unit # 1501	Total	\$55,000				\$55,000
				FA	\$46,750				\$46,750
				DOT					
5421 Regional Transit Authority (RIDES)	5339 Submitted	Capital	Light Duty Bus (158" wb) Unit # 1602	Total	\$91,100				\$91,100
				FA	\$77,435				\$77,435
				DOT					
5422 Regional Transit Authority (RIDES)	5339 Submitted	Capital	Minivan Unit # 1704	Total	\$55,000				\$55,000
				FA	\$46,750				\$46,750
				DOT					
5423 Regional Transit Authority (RIDES)	5339 Submitted	Capital	Minivan Unit # 1703	Total	\$55,000				\$55,000
				FA	\$46,750				\$46,750
				DOT					
5424 Regional Transit Authority (RIDES)	5339 Submitted	Capital	Minivan Unit # 1702	Total	\$55,000				\$55,000
				FA	\$46,750				\$46,750
				DOT					
5425 Regional Transit Authority (RIDES)	5339 Submitted	Capital	Minivan Unit # 1701	Total	\$55,000				\$55,000
				FA	\$46,750				\$46,750
				DOT					
5426 Regional Transit Authority (RIDES)	5339 Submitted	Capital	Minivan Unit # 1700	Total	\$55,000				\$55,000
				FA	\$46,750				\$46,750
				DOT					
5427 Regional Transit Authority (RIDES)	5339 Submitted	Capital	Minivan Unit # 1801	Total	\$55,000				\$55,000
				FA	\$46,750				\$46,750
				DOT					
6338 Regional Transit Authority (RIDES)	5339 Submitted	Capital	Light Duty Bus (158" wb) VSS Unit # 1802	Total	\$96,280				\$96,280
				FA	\$81,838				\$81,838
				DOT					

RPA 3 (Cont.)

Project ID Sponsor	Funds Approval Level	Project Type	Description Options Vehicle Unit Number		2024	2025	2026	2027	Totals
6339 Regional Transit Authority (RIDES)	Submitted	Capital	Light Duty Bus (158" wb) VSS Unit # 1805	Total	\$96,280				\$96,280
				FA	\$81,838				\$81,838
				DOT					
6340 Regional Transit Authority (RIDES)	Submitted	Capital	Light Duty Bus (158" wb) VSS Unit # 1807	Total	\$96,280				\$96,280
				FA	\$81,838				\$81,838
				DOT					
6341 Regional Transit Authority (RIDES)	Submitted	Capital	Light Duty Bus (176" wb) VSS Unit # 1806	Total	\$102,000				\$102,000
				FA	\$86,700				\$86,700
				DOT					
6342 Regional Transit Authority (RIDES)	Submitted	Capital	Light Duty Bus (176" wb) VSS Unit # 1808	Total	\$102,000				\$102,000
				FA	\$86,700				\$86,700
				DOT					
6343 Regional Transit Authority (RIDES)	Submitted	Capital	Light Duty Bus (176" wb) Unit # 1813	Total	\$102,000				\$102,000
				FA	\$86,700				\$86,700
				DOT					
6337 Regional Transit Authority (RIDES)	Submitted	Operations	Operations/Maintenance/Administration	Total		\$3,900,000			\$3,900,000
				FA		\$900,000			\$900,000
				DOT		\$500,000			\$500,000
9962 Regional Transit Authority (RIDES)	Submitted	Operations		Total			\$3,900,000		\$3,900,000
				FA			\$900,000		\$900,000
				DOT			\$500,000		\$500,000
10606 Regional Transit Authority (RIDES)	Submitted	Capital	VSS Unit # 1814	Total				\$143,393	\$143,393
				FA				\$121,884	\$121,884
				DOT					
10704 Regional Transit Authority (RIDES)	Submitted	Capital	Ford Glavel 158 VSS Unit # 1812	Total				\$143,393	\$143,393
				FA				\$121,884	\$121,884
				DOT					
10705 Regional Transit Authority (RIDES)	Submitted	Capital	Ford Glavel 158 E450 Unit # 1811	Total				\$143,393	\$143,393
				FA				\$121,884	\$121,884
				DOT					

RPA 3 (Cont.)

Project ID Sponsor	Funds Approval Level	Project Type	Description Options Vehicle Unit Number		2024	2025	2026	2027	Totals
10706 Regional Transit Authority (RIDES)	5339 Submitted	Capital	Ford Glavel 158 E450 VSS Unit # 1810	Total				\$143,393	\$143,393
				FA				\$121,884	\$121,884
				DOT					
10707 Regional Transit Authority (RIDES)	5339 Submitted	Capital	Ford Glavel 158 E450 VSS Unit # 1809	Total				\$143,393	\$143,393
				FA				\$121,884	\$121,884
				DOT					
10708 Regional Transit Authority (RIDES)	5339 Submitted	Capital	Ford Glavel 158 E450 VSS Unit # 1804	Total				\$143,393	\$143,393
				FA				\$121,884	\$121,884
				DOT					
10709 Regional Transit Authority (RIDES)	5339 Submitted	Capital	Ford Glavel 158 E450 VSS Unit # 1803	Total				\$143,393	\$143,393
				FA				\$121,884	\$121,884
				DOT					

Project ID	Sponsor	Sponsor Type	Approval Level	Funding Programs	Years	Funding Total	DOT Funding	FA Funding	FTA Funding	FHWA Funding	Local Funding	Special Funding	Description	Exceeds Guidance
9962	Regional Transit Authority (RIDES)	Transit Agency	Submitted	5311,STA	2026	\$3,900,000	\$500,000	\$900,000	\$900,000		\$2,500,000		Light Duty Bus (176" wb)	FALSE
6342	Regional Transit Authority (RIDES)	Transit Agency	Submitted	5339	2024	\$102,000	\$500,000	\$86,700	\$86,700		\$15,300		General Operations/Maintenance/Administration	FALSE
2890	Regional Transit Authority (RIDES)	Transit Agency	Submitted	5339	2027	\$3,400,000	\$500,000	\$900,000	\$900,000		\$2,000,000		Ford Glavel 158 E450	FALSE
10707	Regional Transit Authority (RIDES)	Transit Agency	Submitted	5339	2024	\$143,393		\$121,884	\$121,884		\$21,509		Minivan	FALSE
5422	Regional Transit Authority (RIDES)	Transit Agency	Submitted	5339	2024	\$55,000		\$46,750	\$46,750		\$8,250		Minivan	FALSE
5427	Regional Transit Authority (RIDES)	Transit Agency	Submitted	5339	2024	\$55,000		\$46,750	\$46,750		\$8,250		Minivan	FALSE
5423	Regional Transit Authority (RIDES)	Transit Agency	Submitted	5339	2024	\$55,000		\$46,750	\$46,750		\$8,250		Light Duty Bus (176" wb)	FALSE
6341	Regional Transit Authority (RIDES)	Transit Agency	Submitted	5339	2024	\$102,000		\$86,700	\$86,700		\$14,442		Light Duty Bus (158" wb)	FALSE
6340	Regional Transit Authority (RIDES)	Transit Agency	Submitted	5339	2024	\$96,280		\$81,838	\$81,838		\$14,442		Light Duty Bus (176" wb)	FALSE
6343	Regional Transit Authority (RIDES)	Transit Agency	Submitted	5339	2024	\$102,000		\$86,700	\$86,700		\$15,300		Light Duty Bus (176" wb)	FALSE
5420	Regional Transit Authority (RIDES)	Transit Agency	Submitted	5339	2024	\$55,000		\$46,750	\$46,750		\$8,250		Minivan	FALSE
10704	Regional Transit Authority (RIDES)	Transit Agency	Submitted	5339	2027	\$143,393		\$121,884	\$121,884		\$21,509		Ford Glavel 158	FALSE
5425	Regional Transit Authority (RIDES)	Transit Agency	Submitted	5339	2024	\$55,000		\$46,750	\$46,750		\$8,250		Minivan	FALSE
10705	Regional Transit Authority (RIDES)	Transit Agency	Submitted	5339	2027	\$143,393		\$121,884	\$121,884		\$21,509		Ford Glavel 158 E450	FALSE
5421	Regional Transit Authority (RIDES)	Transit Agency	Submitted	5339	2024	\$91,100		\$77,493	\$77,493		\$13,665		Light Duty Bus (158" wb)	FALSE
10706	Regional Transit Authority (RIDES)	Transit Agency	Submitted	5339	2027	\$143,393		\$121,884	\$121,884		\$21,509		Ford Glavel 158 E450	FALSE
5426	Regional Transit Authority (RIDES)	Transit Agency	Submitted	5339	2024	\$55,000		\$46,750	\$46,750		\$8,250		Minivan	FALSE
6338	Regional Transit Authority (RIDES)	Transit Agency	Submitted	5339	2024	\$96,280		\$81,838	\$81,838		\$14,442		Light Duty Bus (158" wb)	FALSE
6337	Regional Transit Authority (RIDES)	Transit Agency	Submitted	5339	2025	\$3,900,000	\$500,000	\$900,000	\$900,000		\$2,500,000		Operations/Maintenance/Administration	FALSE
5424	Regional Transit Authority (RIDES)	Transit Agency	Submitted	5339	2024	\$55,000		\$46,750	\$46,750		\$8,250		Minivan	FALSE
10708	Regional Transit Authority (RIDES)	Transit Agency	Submitted	5339	2027	\$143,393		\$121,884	\$121,884		\$21,509		Ford Glavel 158 E450	FALSE
10709	Regional Transit Authority (RIDES)	Transit Agency	Submitted	5339	2027	\$143,393		\$121,884	\$121,884		\$21,509		Ford Glavel 158 E450	FALSE
6339	Regional Transit Authority (RIDES)	Transit Agency	Submitted	5339	2024	\$96,280		\$81,838	\$81,838		\$14,442		Ford Glavel 158 E450	FALSE
10606	Regional Transit Authority (RIDES)	Transit Agency	Submitted	5339	2027	\$143,393		\$121,884	\$121,884		\$21,509		Light Duty Bus (158" wb)	FALSE
						\$13,274,691	\$1,500,000	\$4,463,487	\$4,463,487		\$0	\$7,311,204		

ATTACHMENT 2

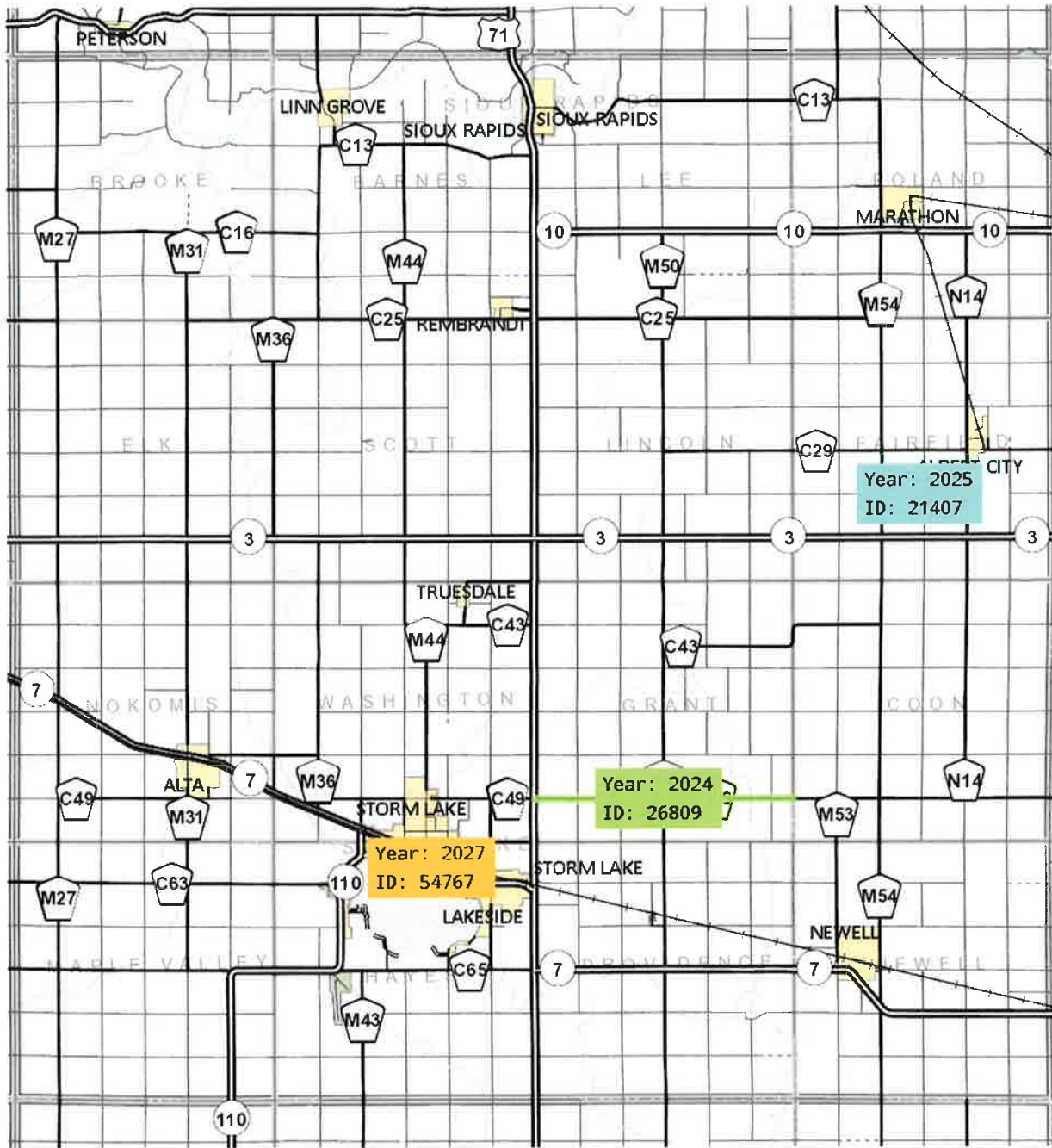
REGION 3 TRANSPORTATION POLICY COUNCIL MEETING MINUTES
ADOPTING
FY 2024-2027 TRANSPORTATION IMPROVEMENT PROGRAM

(Will be Forwarded Upon Formal Adoption)

ATTACHMENT 3

REGIONAL COUNTY PROJECT MAPS

BUENA VISTA COUNTY



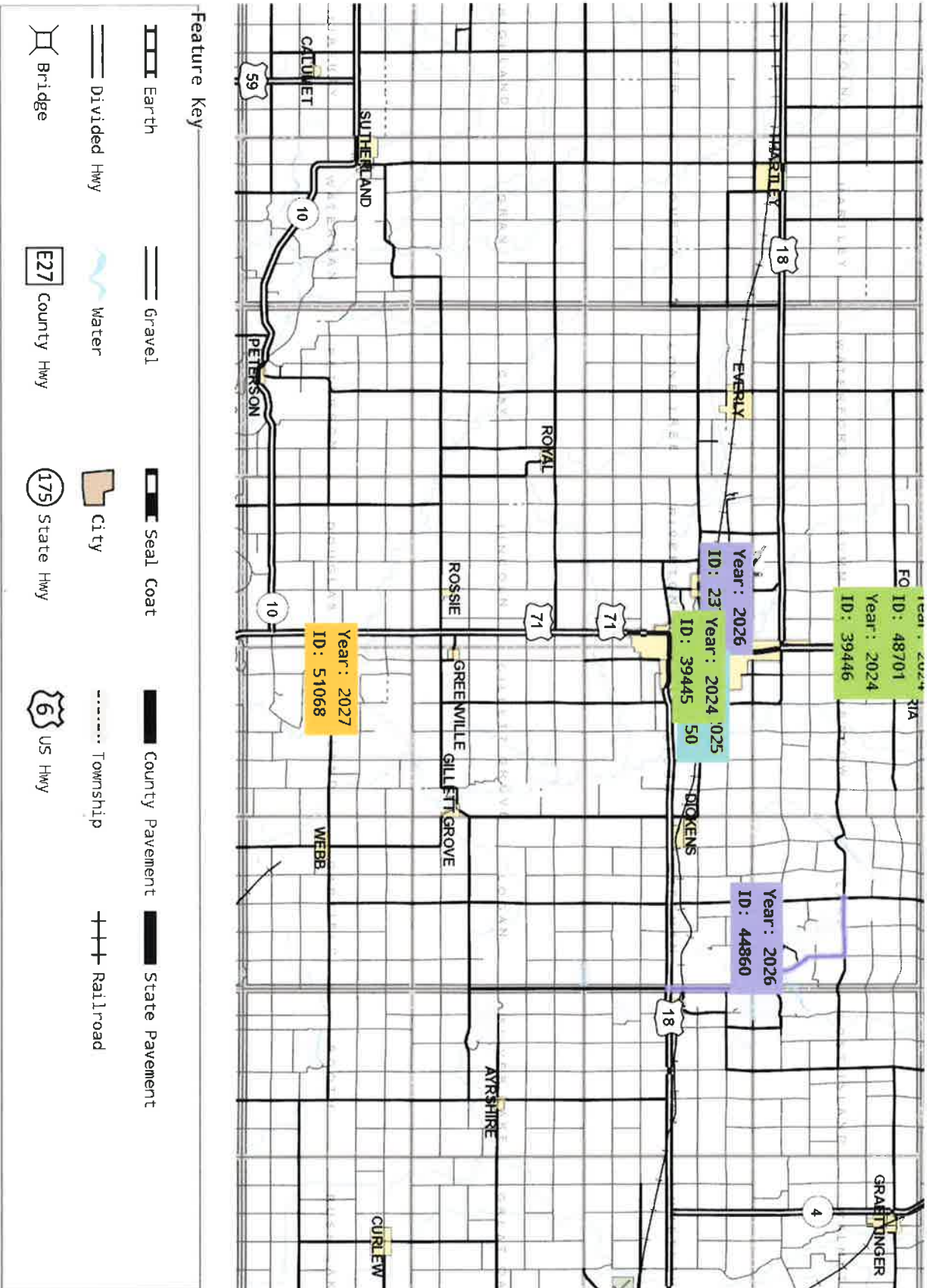
Feature Key

- | | | | |
|----------------|-------------|-----------|-----------------|
| Earth | Gravel | Seal Coat | County Pavement |
| State Pavement | Divided Hwy | Water | City |
| Township | Railroad | Bridge | E27 County Hwy |
| 175 State Hwy | 6 US Hwy | | |



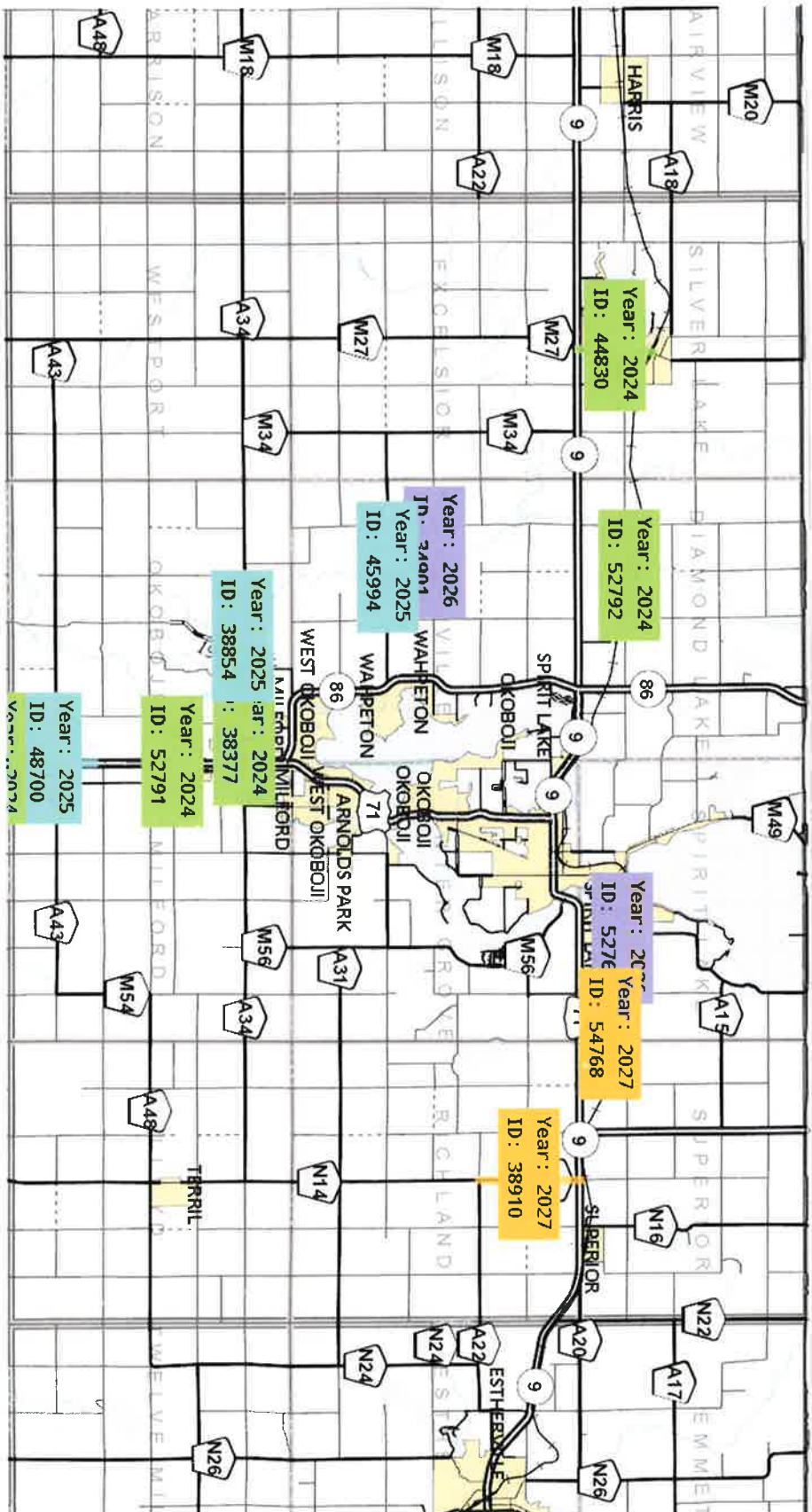
CLAY COUNTY

2:48 PM, Thu, Jun 15, 2023



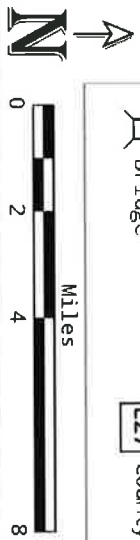
DICKINSON COUNTY

2:44 PM, Thu, Jun 15, 2023

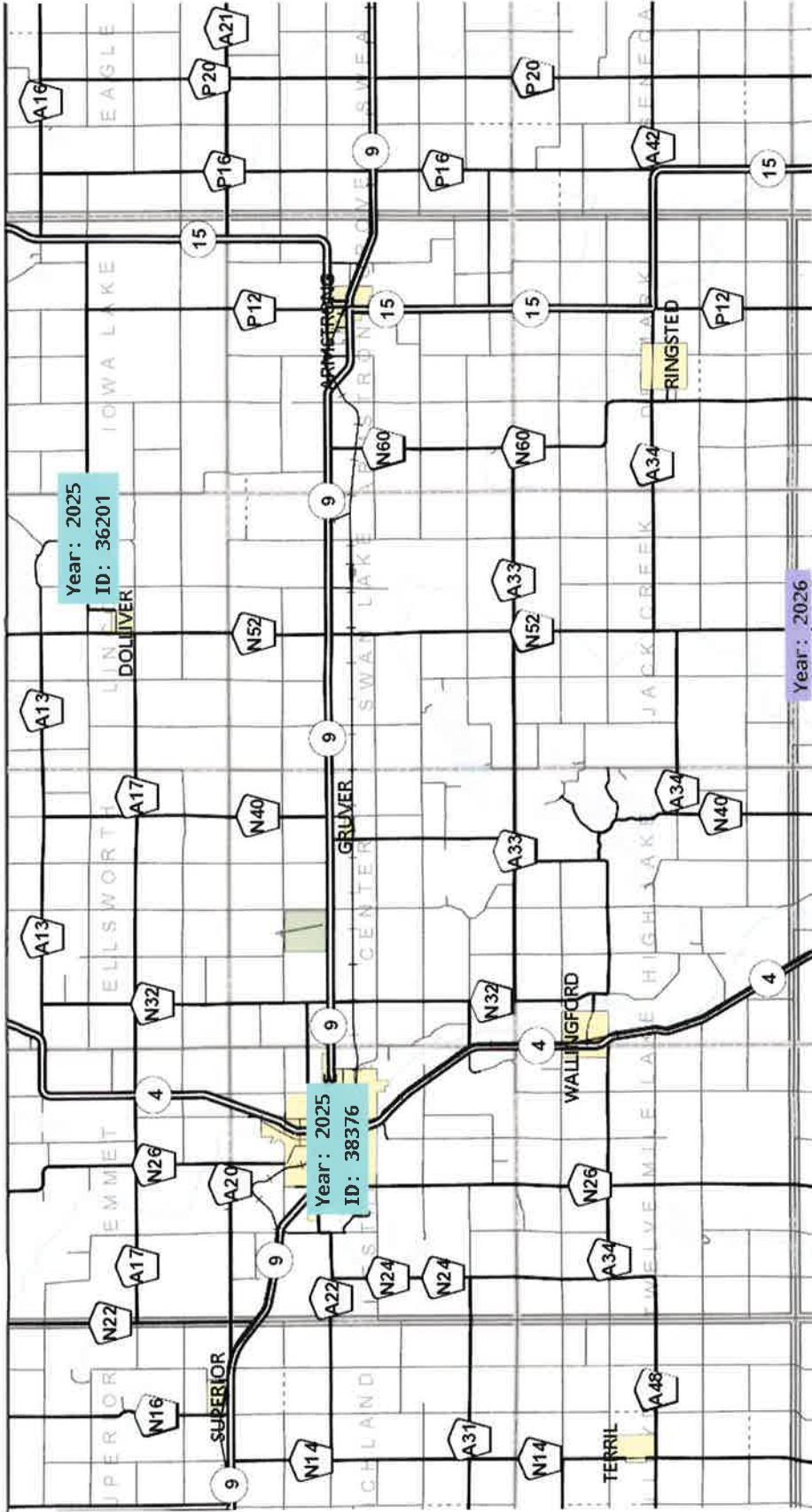


Feature Key

- Earth
- Gravel
- Seal Coat
- County Pavement
- State Pavement
- Divided Hwy
- Water
- City
- Township
- Railroad
- Bridge
- County Hwy
- State Hwy
- US Hwy



EMMET COUNTY

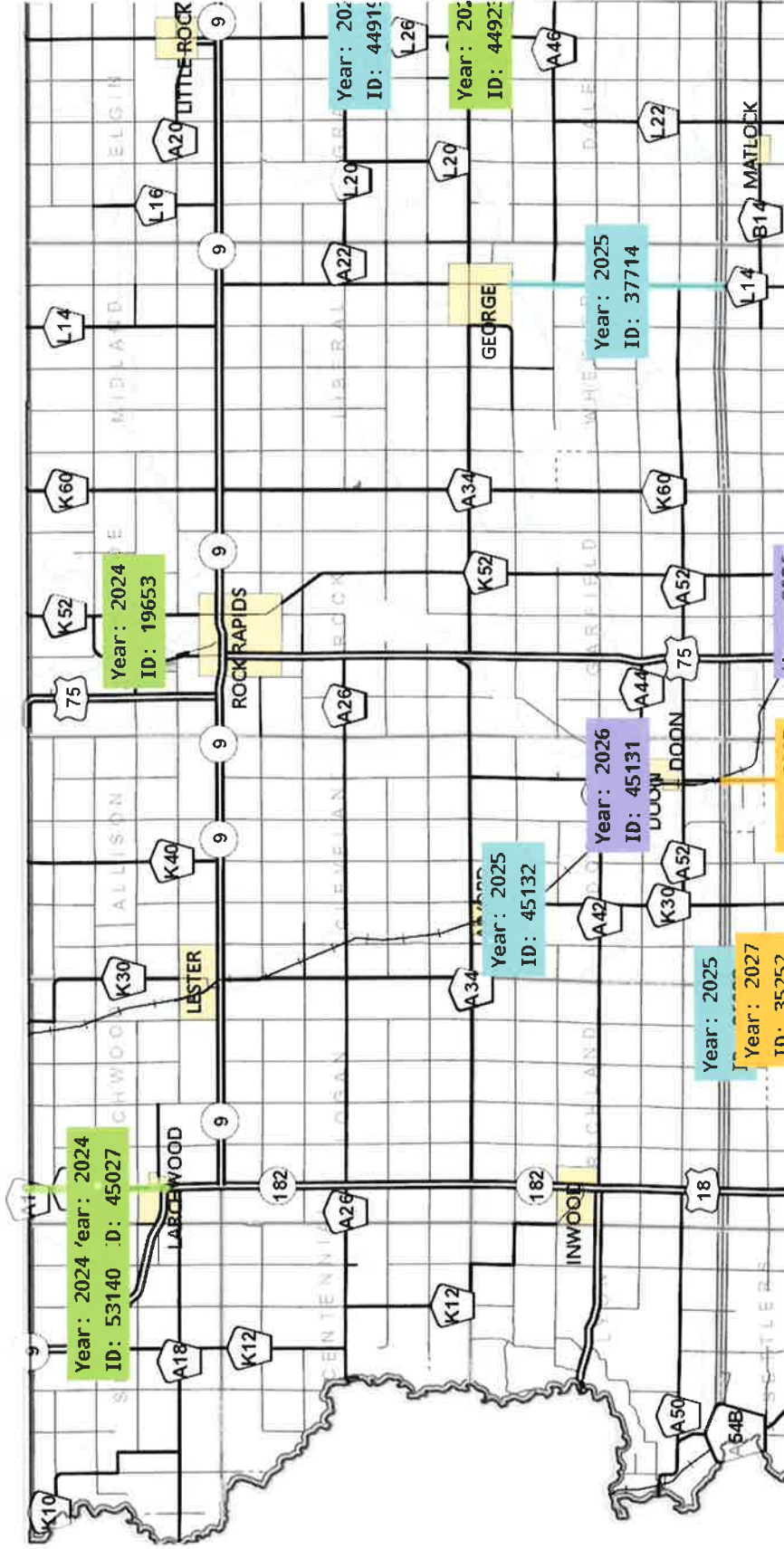


Feature Key

- Earth
- Divided Hwy
- Bridge
- Gravel
- Water
- City
- County Hwy
- Seal Coat
- County Pavement
- State Pavement
- Township
- Railroad
- 175 State Hwy
- 6 US Hwy




LYON COUNTY

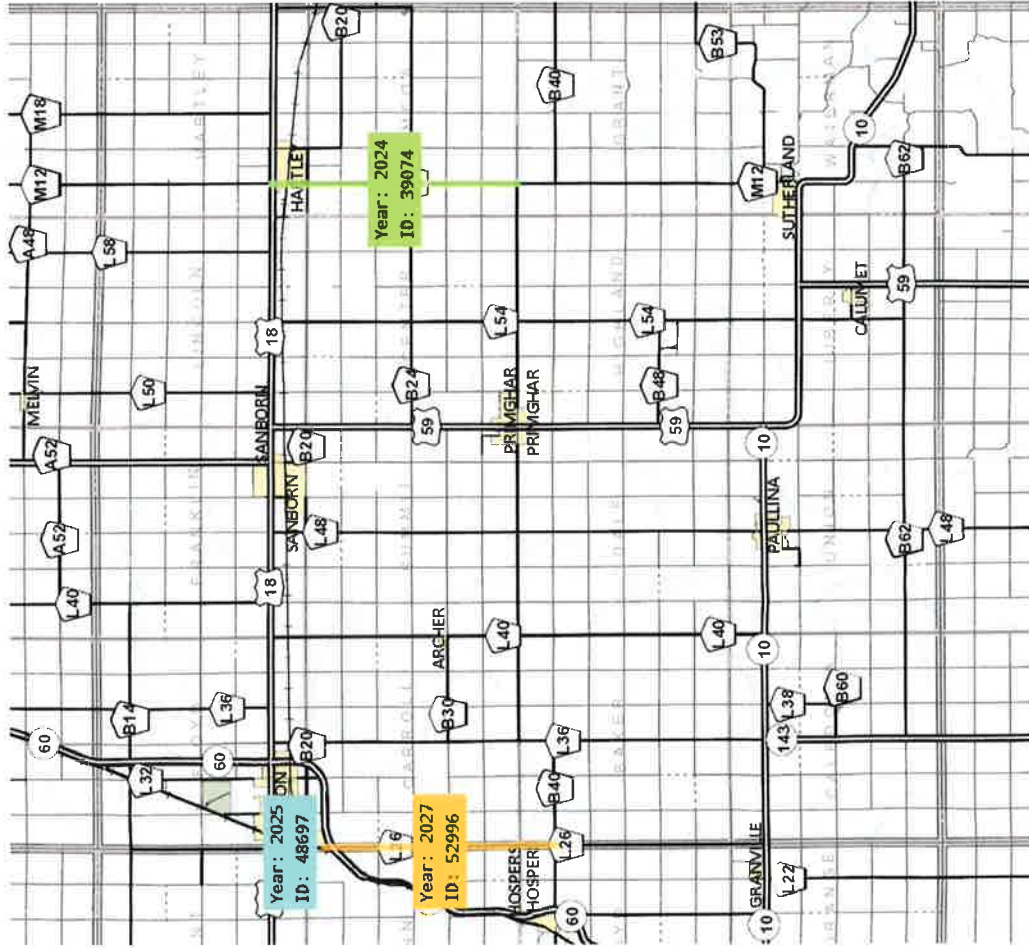


Feature Key

- Earth
- Divided Hwy
- Bridge
- Gravel
- Water
- County Hwy
- Seal Coat
- City
- State Hwy
- County Pavement
- Township
- US Hwy
- Railroad
- State Pavement



O'BRIEN COUNTY

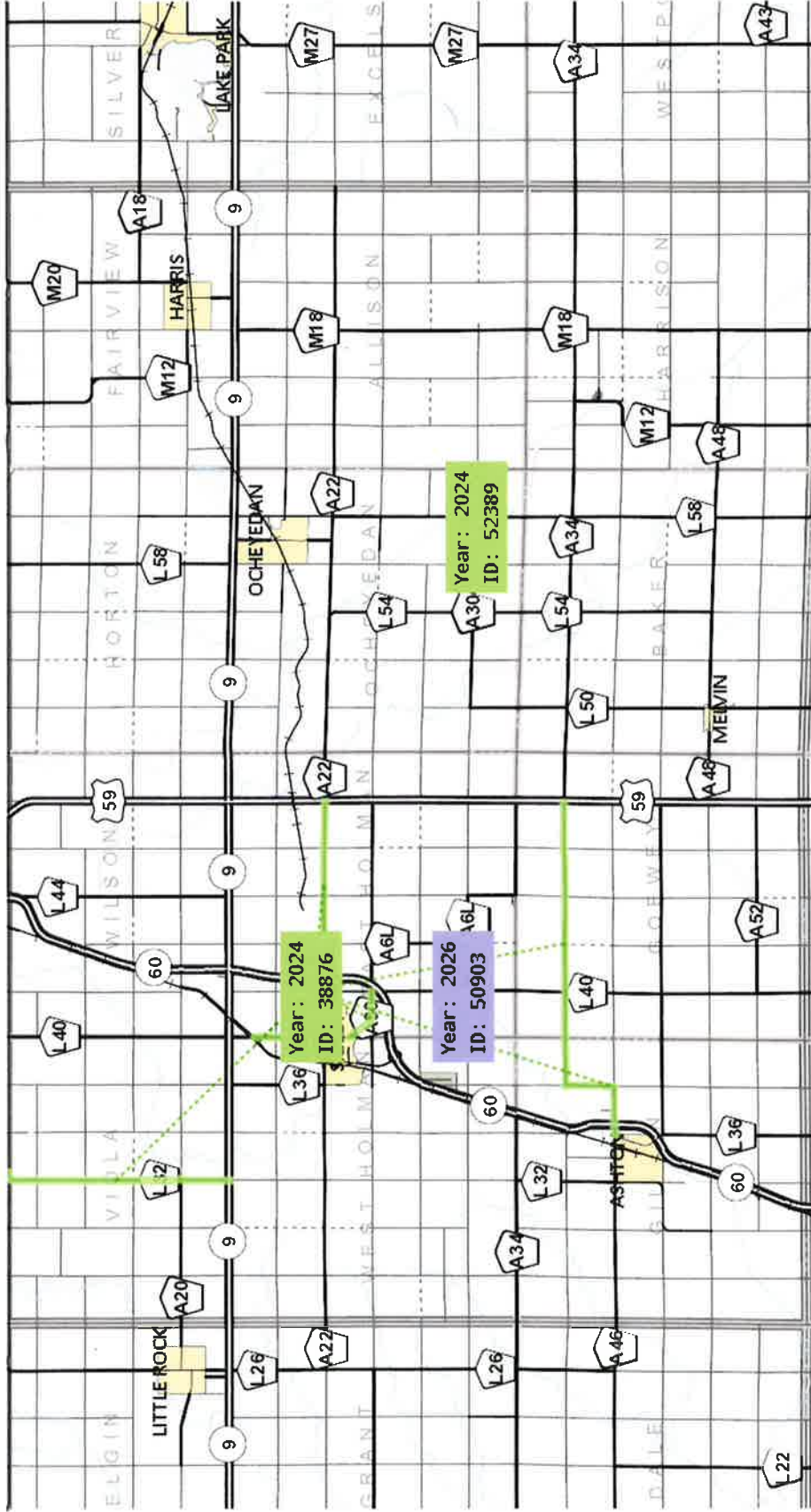


Feature Key

- Earth
- Gravel
- Seal Coat
- County Pavement
- State Pavement
- Divided Hwy
- Water
- City
- Township
- Railroad
- Bridge
- E27 County Hwy
- State Hwy
- US Hwy



OSCEOLA COUNTY

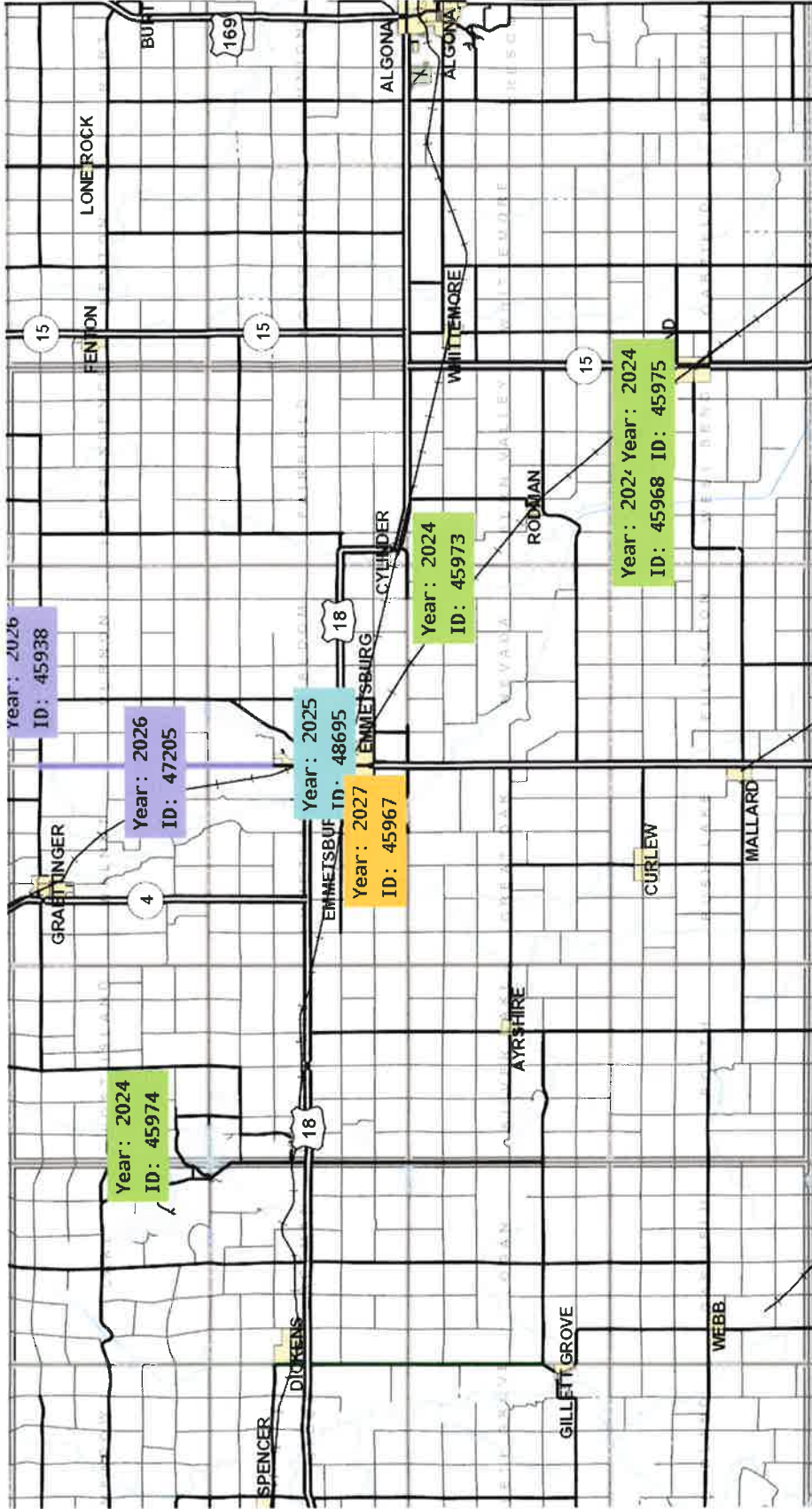


Feature Key

- Earth
- Divided Hwy
- Bridge
- Gravel
- Water
- Seal Coat
- City
- County Hwy
- County Pavement
- Township
- State Hwy
- Railroad




PALO ALTO COUNTY

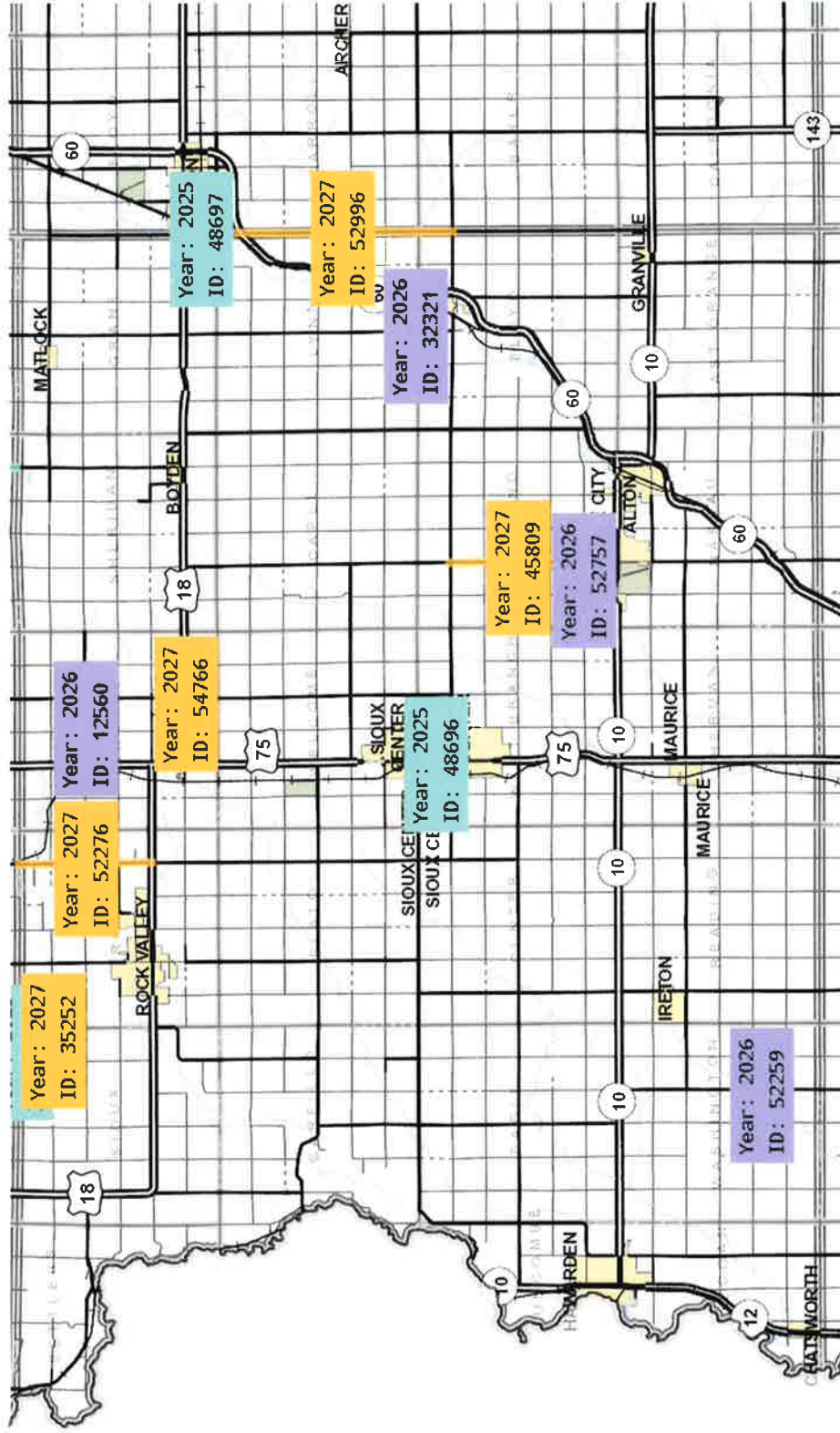


Feature Key

- Earth
- Divided Hwy
- Bridge
- Gravel
- Water
- E27 County Hwy
- Seal Coat
- City
- 175 State Hwy
- County Pavement
- Township
- State Pavement
- Railroad
- 6 US Hwy



SIOUX COUNTY



Feature Key

- Earth
- Divided Hwy
- Bridge
- Gravel
- Water
- County Hwy
- Seal Coat
- City
- State Hwy
- County Pavement
- Township
- US Hwy
- Railroad

